

Stonehurst Farm



Information Pack for Schools and Group Visits

Everything you need to know about
arranging a trip to the farm



For bookings, please contact:
office@stonehurstfarm.co.uk or 01509 413216



Things to See & Do



Farm Animals

Meet our cows, sheep, pigs, goats, ponies, donkeys and chickens and learn how we care for them

During the springtime, meet our new arrivals on the farm!



Cuddle Corner

Hold our friendly rabbits and guinea pigs in Cuddle Corner



Tractor Rides


Take a ride on Farmer Tom's tractor around our fields at Stonehurst, or to see our nearby crop fields* and learn how we grow our crops and where our food comes from * (guided groups)!



Nature Walk & Bug Hunting

Take a stroll through our woodland nature walk and see if you can find some insects hiding in our log pile habitats.

We can also run **Pond Dipping** sessions at our wildlife pond.




Motor Museum

Visit the Motor Museum housing our collection of historic vehicles



Why Visit Stonehurst Farm?

- Experience a real working farm, and learn where our food comes from
- Highly experienced, CEVAS trained staff
- Learning outside the classroom engages children with the topic
- Increase children's confidence around animals
- Develop children's appreciation for the natural environment and the countryside



Types of Visit

Choose from either a Guided or Non-Guided visit. All groups have an undercover barn area reserved to use as a base for the day and to leave bags & belongings.



Guided Educational Visit


Join one of our knowledgeable Stonehurst farmers for an engaging 2-hour tour of the farm, including an in-depth look at **where our food comes from** and **how we care for our animals**, as well as a **nature walk** and **hands-on bug-hunting session**. Children are encouraged to ask lots of questions and engage in lively discussions throughout the tour.

Additionally, we offer an optional **tractor and trailer ride** (at no extra cost) down the road to visit our **nearby crop fields**. Here, children will learn about important food crops and how they are grown. We will dig up a crop plant and look closely at the structure of the roots, stem and leaves, discussing why each part is important for the plant, as well as thinking about what a plant needs to grow.

After the guided tour, your group is free to explore the farm park, enjoy the play areas, and visit Cuddle Corner for small animal petting.

Typical timetable for guided groups:

10.00 am	Arrival at the farm, introduction and safety talk, split into class groups
10.15 am	Guided tour of the farm which includes - farm animals / livestock, nature walk & bug hunting, tractor ride around the sheep field or to the nearby crop fields (optional)
12.00 pm	Wash hands, return to base for lunch
12.30 pm	Free time to explore the farm park, use the play areas and visit Cuddle Corner for small animal petting
2.00 pm	Wash hands, gather belongings, departure from farm



Non-Guided and Nursery / Pre-School Visits

Upon arrival at the farm (approx. 10am), one of our friendly Stonehurst farmers will greet your group and guide you to your allocated barn space, where you can store your bags and belongings for the day. After a brief introduction and safety talk, your group is free to explore the farm at their own pace. A time for your group's tractor ride will be agreed with you on arrival.





Driven by one of our highly skilled farmers, our tractor rides are a highlight of the day. Whether you pick a guided or non-guided visit, your group will get to have a ride on one of our tractor and trailers.

Non-Guided Group Tractor Rides

All non-guided groups have a tractor and trailer ride around the fields at Stonehurst. Look out for the sheep grazing in the fields and see if you can spot any wildlife by the pond! A time for your group's tractor ride will be agreed when you arrive at the farm.



Guided Group Tractor Rides

Tractor rides for **guided groups** take place in the morning as part of the farm tour. Guided groups have the option of having a tractor ride around our **sheep fields** at Stonehurst, or a trip down the road to see some of our **crops growing in the fields**. For the visit to the crop fields, we use our rides trailer that is fitted with seatbelts (maximum capacity 39 people per ride).

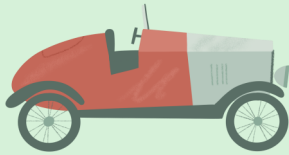


Facilities for Groups

Car & Coach Parking

We have a large car park with ample parking and a reserved area for coaches. Our car park is accessed via

Bond Lane, LE12 7AA



Barn Areas

Each group visiting the farm will have a barn area reserved to meet, store bags and belongings and eat lunch in. Barns are allocated based on the size of your group. Please inform us if any of the group have mobility issues, as our smaller barn area is accessed via an external staircase.



Hand Washing & Toilet Facilities

There are two handwashing stations located on the farm yard - by the cow barn and within the farm toilets. All visitors are reminded to **wash hands after touching animals, before eating or drinking and before leaving the farm.**


Visitors are welcome to use the toilet facilities located on the farm park - male, female & disabled toilets. Baby changing facilities are located within the disabled toilets.



Teashop & Farm Shop

Our on-site Teashop and Farm Shop are open:

Tuesday - Sunday
9.30am - 5pm



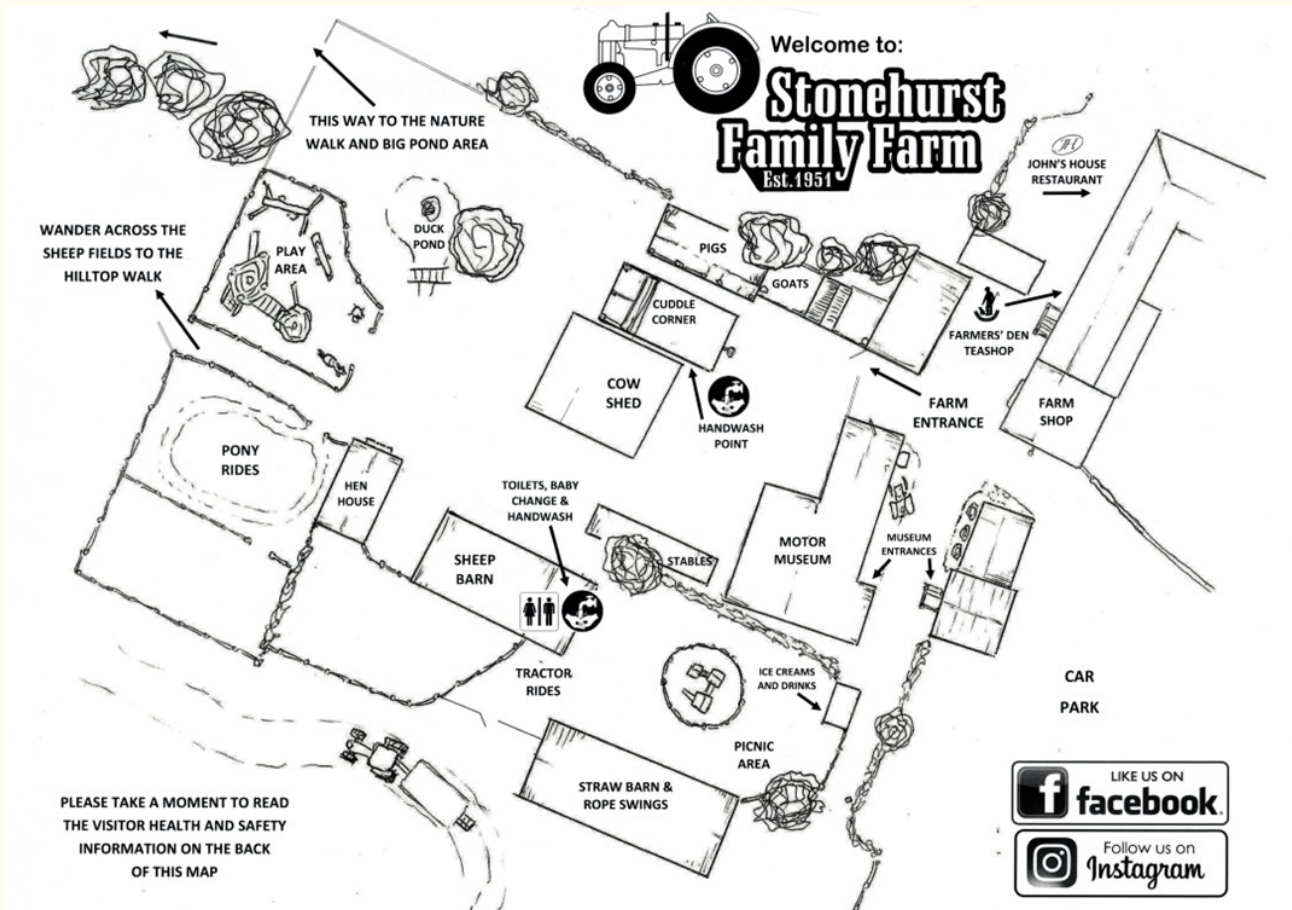


Play Time

With two play areas, straw barn & rope swings, plus adventure trails, there's something for all ages and plenty for everyone to enjoy!



Farm Park Map



Visitor Health & Safety Information

- Wash your hands after touching the animals, before eating or drinking and before leaving the farm
- Only eat in the designated picnic areas
- Ensure footwear is clean when leaving the farm
- Do not kiss animals or put your fingers in your mouth after handling animals
- Pregnant women are advised to avoid contact with sheep and lambs at lambing time
- Children must be accompanied at all times
- When feeding the animals, please use the buckets provided
- Please do not feed the pigs
- Do not enter livestock enclosures or staff only areas
- The whole farm is a 'no smoking' area. You may smoke / vape in the car park
- First Aid point is located in the Farm Shop




GROUP VISITS RISK ASSESSMENT


No	Hazard/Activity	Who could be harmed and how	Risk Rating	Risk Management in Place
1	Car Park – moving vehicles	Visitors – physical injuries from getting in / out of vehicles, getting struck by vehicles	Medium	Coach park is located in the car park. Staff to maintain proper control of the bus / coach. Children to stay on the bus until instructed to get off. Visitors arriving by car to supervise the children with them. Farm staff to guide arriving groups onto the farm yard via the shortest route to avoid the rest of the car park.
2	Zoonosis	All staff and visitors to the farm - Zoonosis or infection from micro-organisms present in livestock	Medium	Farm animals naturally carry a range of micro-organisms, some of which can be transmitted to humans, where they may cause ill health, which in some cases may be severe. These include E. coli. It is important to wash your hands after touching the animals, before eating or drinking and before leaving the farm. Hand wash facilities are located by the cow shed, sheep barn and in the tearoom toilets. Do not eat on the farm, other than in the picnic area or restaurant. Ensure footwear is clean when leaving the farm. There is a tap and disinfectant provided outside the farm shop adjacent to the car park. Do not kiss animals or put fingers in your mouth when handling animals. Pregnant ladies are advised to avoid contact with sheep and lambs at lambing time.
3	Uneven or slippery surfaces	Visitors on the nature trail, fields etc. - causing slipping, sprains, tripping, falling	Medium	Supervisors and children should take care walking on the paths and grass and wear sensible footwear. Suitable footwear should be easily cleaned, supportive and with a non-slip sole. We recommend Wellington boots. Children are to be adequately supervised.
4	Farm vehicles and machinery.	Visitors climbing on stationary machinery. Physical injury from dangerous parts, falls from height, crushing	Medium	Children must be adequately supervised and instructed not to climb on or touch machinery.



5	Animals – horses, cows, sheep, pigs, goats	Visitors entering animal pens, feeding the animals etc. – bites, head butting, crushing, zoonoses.	Medium	Children to be supervised at all times when around the animals. Do not feed the pigs or ponies/donkeys, as indicated on signage around farm. Use buckets or feed troughs when feeding the animals. Visitors to wash hands after having contact with animals.
6	Lost Children	All visitors – could wander into unsafe areas	Medium	Supervisors should instruct children of their lost person policy. The farm is ring fenced and access on or off is restricted. Supervisors to ensure that they do regular headcounts. The Farm Shop is a designated waiting point for lost children.
7	Chemicals and substances / Veterinary Products	Inhalation, skin contact, eye contact, ingestion	Medium	Chemical and veterinary products are locked away in a store. Accessed by authorised members of staff only.
8	Conflict with other visitors	Staff / All visitors	Medium	Farm staff are instructed to ensure that any aggressive visitor is removed from the site.
9	Electrical equipment	Fire, electrocution	Medium	Electrical installations and appliances are tested and inspected at the required intervals by an independent electrical contractor. Visitors should not touch or interfere with electrical equipment. Children are supervised by their adults. No smoking on site.
10	Straying into prohibited areas (feed stores, manure heap)	All visitors – contamination with manure, access to chemicals etc.	Medium	Supervisors should ensure that children are instructed not to enter animal enclosures. Fencing and 'No Entry' signs on gates are erected to keep visitors out of hazardous areas. Please keep to all paths and tracks and please do not climb on or over fencing or gates. Children are to be adequately supervised.



11	Fire	Inhalation, skin burns, panic, loss of control	Medium	Fire Risk Assessments have been carried out for all areas and adequate controls are in place. In case of fire, supervisors should ensure that they and children in their care leave the building by the nearest exit and follow direction by farm staff and head to the meeting point in the car park. Supervisors should ensure that a register is taken on their charges.
12	Ponds / Water features	All visitors – drowning.	Medium	Children should be adequately supervised and made aware of water features. Supervisors and children should take adequate precautions against slipping and falling when close to water features. Lifebuoy in place at larger pond.
13	Play areas & straw barn	Children – trips, falls, entrapment. Asthma, dust inhalation, allergic reactions	Medium	<p>The play area and equipment is built, operated and maintained following appropriate H&S legislation and BS EN standards and externally inspected annually by a registered play inspector. Children must be supervised at all times; equipment is for intended use only. Children are to be adequately supervised.</p> <p>Purpose built straw stack. Bales and ropes inspected and replaced regularly. Do not throw the straw. Children to be supervised by their adults.</p>
14	Tractor Ride	Visitors on tractor and trailer ride – physical injuries, falling, crushed or run over	Medium	<p>The tractor and trailer are maintained with lights, brakes etc. checked daily. The trailer handrail meets the minimum height of 1.1m and all the children/adults should be sat down with barrier across when tractor is in motion. All children should be assisted on and off the trailer with adult lead supervision.</p> <p>For tractor rides on the road, the trailer with seatbelts to be used. All those on the trailer must be seated and wear seatbelts. The driver will be trained and competent.</p>



15	Animal Feeds	All visitors – ingestion of feeds or contamination with micro-organisms	Medium	No access to feedstores. Children to be supervised at all times when feeding the animals. Wash hands after feeding animals.
----	--------------	---	--------	---

This risk assessment has been developed using the following matrix:

Severe	Medium	High	High
Moderate	Low	Medium	High
Minor	Low	Low	Medium
	Remote	Possible	Probable

This system gives a simple way to determine the relative importance of risks. It takes into account the degree of harm, and the likelihood of the event occurring. This method also incorporates a judgement as to whether or not a risk is acceptable.

We recommend that all schools/groups also conduct their own risk assessments prior to coming to the farm.

